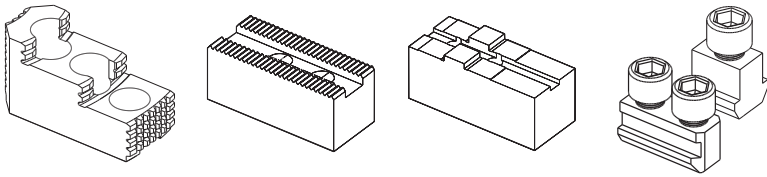


硬爪, 软爪, T型块

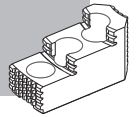
- 英制齿
- 公制齿
- 键槽型



卡爪目录
 询问或下载:
www.smw-autoblok.de



卡爪搜索
 快速简单的搜索卡爪
 的免费应用
www.smw-autoblok.de



选择正确的卡爪安装到你的SMW-AUTOBLOK卡盘上非常容易

	卡盘系列													硬爪		软爪	T型块			
	卡盘 Ø	AN-, AL-	AP-, NT-	APL-, NTL-	IEP-*	IN-, IL-	CL-	BH-	BH-FC	BB-	BP-	RAN	PB-, PBI-, HB-	HYN-, HYL-	每套3件 硬爪 Id. No. / 套	每套4件 硬爪 Id. No. / 套	软爪 Id. No. / 件	T型块型式	T型块 Id. No. / 件 (见442页)	
英制齿 "D"	125	●													12081306	12081308	12071300	3	12061200	
	130																			
	140							●						●	12081306	12081308	12071300	2	12061300	
	165 / 170	●	●					●	●					●	12081636	12081638	12071680	3	73061650	
	175 / 180																			
	200						●								-	-	12072500	1	12062500	
	210 / 215	●	●					●	●					●	12082036	12082038	12072130	3	73062150	
	220 / 226																			
	260		●	●											12082626	-	12072620	3	18062632	
	250	●						●	●	●				●	12083036	12083038	12072500	3	73063050	
	250						●								-	-	90072500	1	12065020	
	315						●													
	315-320	●	●	●				●	●	●	●			●	12083036	12083038	12073000	3	73063050	
	400				●										12083036	-	12073000	3	73063050	
	400 / 450	●						●	●					●	12084546	12084548	12074040	1	12065020	
	400		●	●											12084546	-	12074040	3	73065030	
	500			●											12084546	-	12075050	3	73065030	
	500							●	●						12084546	-	12075050	1	12065020	
	500-550																			
	630														12084546	12084548	12075050	1	12065082	
500														12086346	12086348	12075040	1	12065002		
630														12084546	-	12075050	3	73065030		
500				●										12084546	-	12075050	3	73065030		
630-800			●	●										12084546	-	12075050	3	73065030		
630														12084546	-	12075050	3	12065020		
630														12086346	12086348	12075140	1	12065020		
800														12086346	12086348	12075040	1	12065002		
800					●								●	12086346	12086348	12075040	1	12065002		
1000			●											12084546	-	12075050	3	73065030		
公制齿 "M"	125	●													12081307	12081309	12071301	3	12061200	
	130														12081307	12081309	12071301	2	12061300	
	140							●					●							
	165 / 170	●	●					●	●				●		12081627	12081629	12071621	4	73061602	
	175																			
	210 / 215 / 220	●	●					●	●				●		12082127	12082129	12072121	4	73062101	
	250	●						●					●		12082627	12082629	12072621	4	73062501	
	260		●	●									●		12082627	12082629	12072621	4	18062633	
	315 / 320	●	●	●				●	●				●		12083037	12083039	12073001	3	73063050	
	400		●	●											12084527	-	12074021	2	12064520	
400 / 450	●						●							12084527	12084529	12074021	1	12064020		
键槽型 "C"	80						●								-	-	90040800	-	-	
	100						●								-	-	90041000	-	-	
	125						●								-	-	90041300	-	-	
	160						●								-	-	90041600	-	-	
	160 / 220														-	-	12041660	-	-	
	165 / 170	●	●												-	-	12041660	-	-	
	200														-	-	12042060	-	-	
	210 / 215	●	●												-	-	12042060	-	-	
	250 / 260	●	●	●											-	-	12042560	-	-	
	260														-	-	12042060	-	-	
	320														-	-	12042560	-	-	
	315 / 400	●	●	●	●										-	-	12043060	-	-	
	400 / 500	●	●	●											-	-	12044050	-	-	
	500				●	●									-	-	12045050	-	-	
	630				●	●									-	-	12045050	-	-	
630-800			●											-	-	12044050	-	-		
800				●	●									-	-	12045050	-	-		
1000			●											-	-	12044050	-	-		

* 用于 IEP 卡盘的卡爪使用 2 套硬爪 (1套=3个)

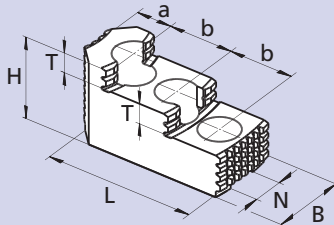
硬爪, 软爪

- 英制齿
- 公制齿
- 键槽型

MHB-D

英制齿硬爪 "D" MHB-D

■ 如果需要较高的同轴度, 卡爪必须安装到卡盘上夹紧以后磨削

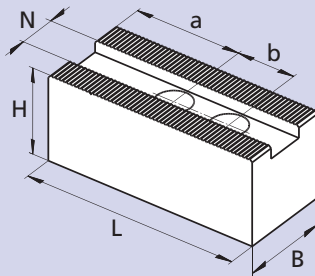


Id. No.*	齿 英制	B	H	L	N	T	a	b	重量 kg/卡爪
12081306	1/16" x 90°	30	34	58	12	8.5	13	16	0.2
12081636	1/16" x 90°	34	39	65	14	10	18	16.5	0.3
12082036	1/16" x 90°	40	45	82	17	10.5	19	23	0.57
12082626	1/16" x 90°	45	56	100	17	15.5	23	30	0.85
12083036	1/16" x 90°	45	56	105	21	13.5	26	30	0.95
12084506	1/16" x 90°	60	75	140	21	19	38	38	2.6
12084546	3/32" x 90°	60	75	140	25.5	19	38	38	2.5
12086346	3/32" x 90°	74	74	145	25.5	32	46	38	3

* 数量每套3件, 对于每套4件的卡爪, 最后一位数字是8而不是6

WBSA-D

英制齿软爪 "D" WBSA-D

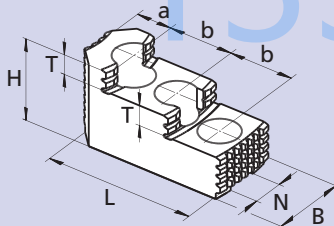


Id. No.	齿 英制	B	H	L	N	a	b	重量 kg/卡爪
12071300	1/16" x 90°	30	30	60	12	29	16	0.3
12071680	1/16" x 90°	30	35	70	14	38	16.5	0.42
12072130	1/16" x 90°	35	40	90	17	47	23	0.85
12072620	1/16" x 90°	45	45	110	17	60	30	1.23
12072500	1/16" x 90°	45	45	110	21	60	30	1.25
90072500	1/16" x 90°	60	60	120	25.5	64	34	2.6
12073000	1/16" x 90°	50	50	125	21	73	30	1.85
12074030	1/16" x 90°	60	60	140	21	81	34	3.2
12074040	3/32" x 90°	60	60	140	25.5	75	38	3.2
12075050	3/32" x 90°	60	60	170	25.5	105	38	3.6
12075040	3/32" x 90°	75	75	160	25.5	97	38	5.5
12075140	3/32" x 90°	60	60	205	25.5	104	38	4.5

MHB-M

公制齿硬爪 "M" MHB-M

■ 如果需要较高的同轴度, 卡爪必须安装到卡盘上夹紧以后磨削

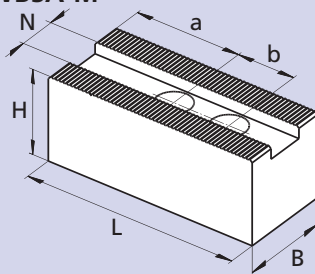


Id. No.	齿 mm	B	H	L	N	T	a	b	重量 kg/卡爪
12081307	1.5 x 60°	30	34	58	12	8.5	13	16	0.2
12081627	1.5 x 60°	34	39	67	12	10	14	20	0.31
12082127	1.5 x 60°	40	45	86	14	10.5	19	25	0.60
12082627	1.5 x 60°	45	56	100	16	15.5	23	30	0.85
12083037	1.5 x 60°	45	56	105	21	13.5	26	30	0.95
12084527	1.5 x 60°	60	75	140	22	19	38	38	2.5

* 数量每套3件, 对于每套4件的卡爪, 最后一位数字是9而不是7

WBSA-M

公制齿软爪 "M" WBSA-M

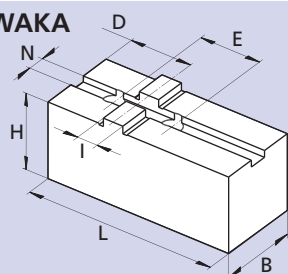


Id. No.	齿 mm	B	H	L	N	a	b	重量 kg/卡爪
12071301	1.5 x 60°	30	30	60	12	29	16	0.3
12071621	1.5 x 60°	30	35	70	12	34	20	0.42
12072121	1.5 x 60°	35	40	90	14	47	25	0.85
12072621	1.5 x 60°	45	45	110	16	60	30	1.3
12073001	1.5 x 60°	50	50	125	21	73	30	1.85
12074021	1.5 x 60°	60	60	140	22	75	38	3.2
12074031	1.5 x 60°	60	60	140	21	81	34	3.2
12074041	1.5 x 60°	60	60	140	25.5	75	38	3.2

WAKA

键槽型软爪 "C" WAKA

■ 美国标准键槽型



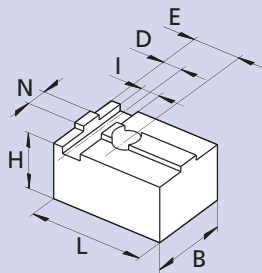
Id. No.	B	H	L	N	D	E	I	重量 kg/卡爪
12041660*	30	32	80	7.94	30	38.1	12.68	0.58
12042060*	35	37	100	7.94	35	44.4	12.68	0.92
12042560*	45	42	120	12.70	42	54	19.03	1.25
12043060*	50	47	140	12.70	50	63.5	19.03	2.15
12044050	60	55	165	12.70	60	76.2	19.03	3.6
12045050	75	70	165	12.70	60	76.2	19.03	5.5

* 尖头卡爪.

软爪, T型块

■ 键槽型

WBK

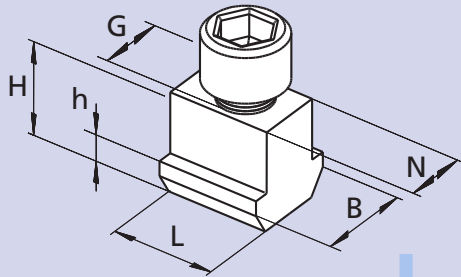


键槽型软爪 "C" WBK

- DIN 标准键槽
- 用于 CL-C 卡盘

Id. No.	B	H	L	N	D	E	I	重量 kg/卡爪
90040800	30	28	38	8	8	14	8	0.18
90041000	30	28	48	8	8	20	8	0.23
90041300	35	32	57	14	27	27	16	0.40
90041600	40	37	75	18	34	34	18	0.72

NST



单T型块 NST

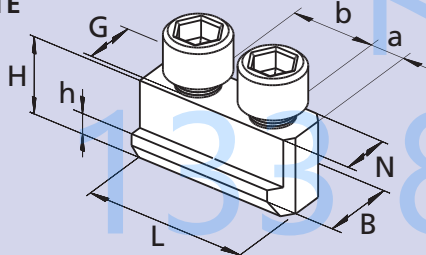
- 型式 1 (见440页)

Id. No.	B	H	L	N	G	h
12063000	29	25	24	21	M16	11
12064020	35	34.5	30	22*	M20	15
12065020	35	34	30	25.5	M20	15
12065082	36	34	30	25.5**	M20	15
12065002	40	40	32	25.5**	M20	15.5

* 卡爪导向槽宽 22 mm, 基爪导向宽 25.5 mm

** 卡爪导向槽宽 25.5 mm, 基爪导向宽 28 mm

NSTE

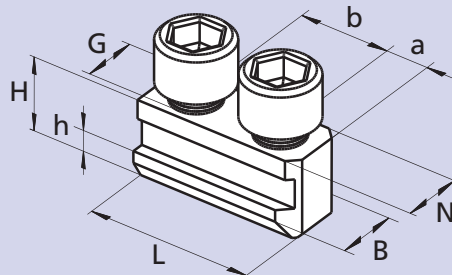


双T型块 NSTE

- 型式 2 (见440页)

Id. No.	B	H	L	N	G	a	b	h
12061300	17	15	30	12	M8	7	16	6.5
73064030	31	33	60	21	M16	13	34	14.5
12064520	31	33	70	22	M20	16	38	14.5

NSTE

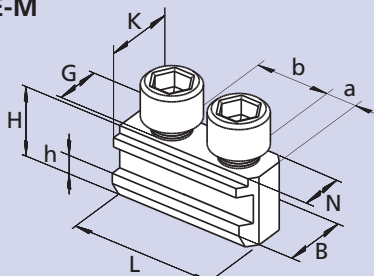


双T型块 NSTE

- 型式 3 (见440页)

Id. No.	B	H	L	N	G	a	b	h
12061200	15	15	32	12	M8	6.5	16	6.5
73061650	17	18.5	32	14	M10	8	16.5	6.5
73062150	19	20.5	43	17	M12	10	23	7.5
18062632	19	20.5	50	17	M12	10	30	7.5
73063050	25	26.5	56	21	M16	13	30	10
73065030	31	33	70	25.5	M20	16	38	14.5

NSTE-M



双T型块 NSTE-M

- 型式 4 (见440页)
- 用于使用 Kitagawa 卡爪的公制齿基爪

Id. No.	B	H	L	N	K	G	a	b	h
73061602	17	18.5	36	12	14	M10	8	20	6.5
73062101	19	20.5	45	14	17	M12	10	25	7.5
18062633	19	20.5	50	16	17	M12	10	30	7.5
73062501	25	26.5	56	16	21	M12	13	30	10

卡爪目录

询问或下载:
www.smw-autoblok.de

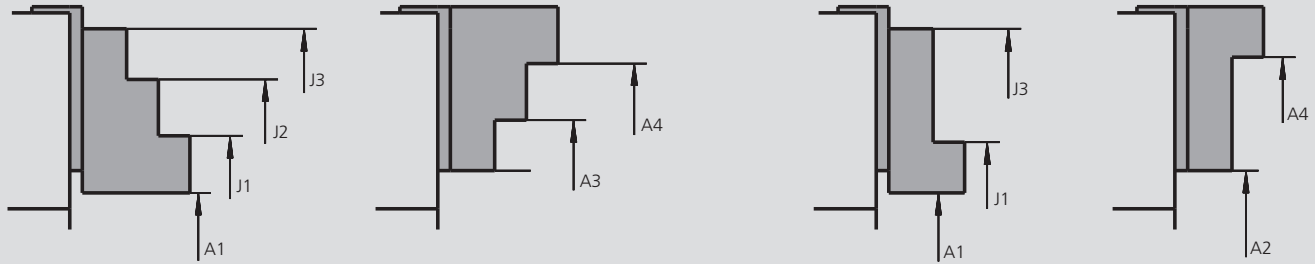


标准阶梯硬爪的夹持范围

■ 标准卡盘 Ø 125 - 800 mm

2 阶卡爪

1 阶卡爪*



卡盘直径	卡盘型号	卡爪 Id. No.		A1	A2	A3	A4	J1	J2	J3
		齿“D”	齿“M”							
125	AN-, AL-	12081306	12081307	10-54	-	54-92	90-120	56-100	90-135	125-170
165-170	AN-, AL-, AP-, NT-	12081636	12081627	14-80	-	62-125	110-155	65-125	115-175	145-210
210-215	AN-, AL-, AP-, NT-	12082036	12082127	20-100	-	72-150	150-200	75-150	145-230	190-265
250	AN-, AL-	12083036	12082627	20-115	-	105-205	190-235	80-165	155-250	230-325
260	AP-, NT-	12082626	12082627	20-130	-	105-215	180-245	80-180	155-260	220-330
315	AN-, AL-, AP-, NT-	12083036	12083037	30-170	-	120-265	205-300	95-225	165-310	240-380
400	AN-, AL-	12084546	12084527	52-205	-	180-330	280-370	140-285	240-385	330-480
400	AP-, NT-	12084546	12084527	35-200	-	165-325	260-370	125-280	220-380	315-480
500	IN-D, IL-D	12086346*	-	80-320	125-365	-	320-475	180-420	-	370-610
630	IN-D, IL-D	12086346*	-	80-440	125-485	-	320-600	180-540	-	370-730
800	IN-D, IL-D	12086346*	-	80-610	125-655	-	320-760	180-710	-	370-900
500	APLD	12084546	-	60-310	-	185-440	285-470	145-390	245-490	340-590
630	APLD	12084546	-	60-440	-	185-570	285-600	145-520	245-620	340-720
800	APLD	12084546	-	60-610	-	185-740	285-760	145-690	245-790	340-890
500	IEPD	12084546	-	85-320	-	210-450	310-480	170-400	270-500	370-600
630	IEPD	12084546	-	85-440	-	210-570	310-600	170-520	270-620	370-720
800	IEPD	12084546	-	85-610	-	210-740	310-760	170-690	270-790	370-890
130	BH-, BH-	12081306	12081307	10-58	-	55-97	90-120	58-105	90-140	125-175
140	BB-, BB-	12081306	12081307	16-65	-	55-105	90-130	65-110	98-148	132-182
165	BH-, BH-FC, RC-	12081636	12081627	12-80	-	62-125	110-155	62-125	105-170	145-210
175	BB-D, BB-M	12081636	12081627	25-92	-	74-138	120-165	74-138	118-185	155-220
180	HYND-S	12081636	12081627	27-95	-	77-140	125-170	77-140	120-185	160-225
210	BH-, BH-FC, RC-, HYND-S	12082036	12082127	14-100	-	65-150	140-200	65-150	135-230	180-265
210	BB-D, BB-M	12082036	12082127	25-100	-	80-150	155-200	80-150	150-230	195-265
226	HYND-S	12082036	12082127	24-110	-	75-160	150-215	75-160	145-240	190-275
250	BH-D, BHD-FC, RC-, HYND-S	12083036	12083037	20-115	-	105-205	190-235	80-165	155-250	230-325
250	BH-M, BHM-FC	12082626	12082627	20-115	-	105-205	190-235	80-165	155-250	230-325
250	BB-D, BB-M	12083036	12083037	25-115	-	115-205	200-235	85-165	165-250	240-325
305	RC-D, RC-M	12083036	12083037	25-160	-	120-250	205-290	85-215	165-300	240-370
315	BH-, BH-FC, HYND-S	12083036	12083037	40-170	-	135-265	220-300	100-225	180-310	250-380
315	BB-D, BB-M	12083036	12083037	75-170	-	165-265	250-300	130-225	210-310	320-415
400	RC-	12084006	12084007	90-250	-	195-355	285-380	155-315	240-400	330-490
400	BH-, BH-FC, HYND-S	12084546	12084527	52-205	-	180-330	280-370	140-285	240-385	330-480
450	BH	12084546	12084527	52-265	-	180-390	280-430	140-345	240-445	330-540
500	BH	12084546	-	115-325	-	240-450	340-480	200-410	300-510	395-610
500	BH-FC	12084546	-	90-320	-	220-445	320-480	175-400	275-500	370-600
500	HYDL-S	12084546	-	150-320	-	275-445	375-480	230-400	330-500	430-600
550	HYDL-S	12084546	-	200-370	-	330-500	430-535	285-455	385-555	485-655
630	BH	12086346	-	195-420	240-465	-	440-600	295-520	-	490-715
630	BH-FC	12084546	-	135-440	-	260-565	360-600	220-520	315-620	415-720
630	HYDL-S	12084546	-	230-450	-	360-575	460-600	315-530	415-630	515-730
800	BH	12086346	-	195-590	240-635	-	440-760	295-690	-	490-880
800	HYDL-S	12086346	-	245-595	295-640	-	490-760	345-695	-	540-890

* 注: AN指的是AND、ANM; AL指的是ALD、ALM; AP指的是APD、APM; NT指的是NTD、NTM; BH指的是BHD、BHM; BH-FC指的是BHD-FC、BHM-FC; RC指的是RCD、RCM.

卡爪目录

询问或下载:
www.smw-autoblok.de

