

CASD

고속중실형 파워척(Direct Mount type)

CLOSED CENTER POWER CHUCK(Direct Mount type)

高速中実型パワーチャック / 中実動力カ盘



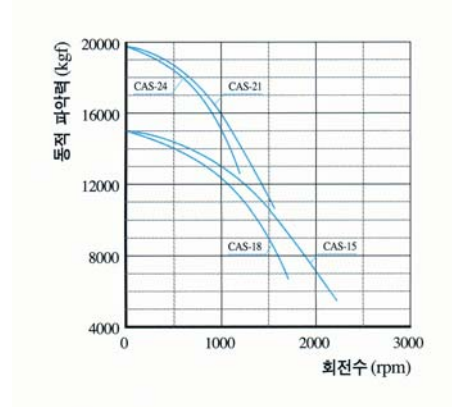
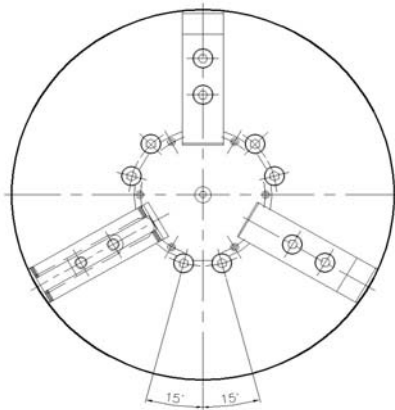
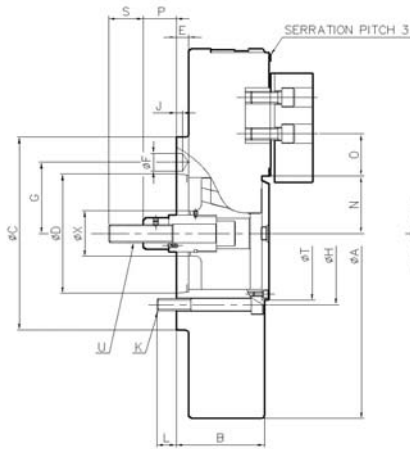
- 경제적인 모델 · 고속화 실현 · 내구성 확보 · 호환성 확보
- Economical Model · High Speed · Durability · Compatibility
- 経済的なモデル · 高速化実現 · 耐久性確保 · 互換性確保
- 经济型 · 速度快 · 耐磨损 · 兼容性

※ 척의 오랜 수명을 유지하기 위해 최소 일2회 이상 그리스를 주입하여 주십시오.
 ※ It is recommended to grease chucks at least twice a day in order to maximize longevity.

Specifications / 规格 / 仕様表 / 사양표

Spec.사양 Model형식	Order NO. 오더번호	Spindle nose NO. 주축규격	Jaw stroke(Diameter) 조 스트로크(직경) mm	Plunger stroke 플런저 스트로크 mm	Gripping Dia(External gripping) 파악경(외경파악)mm		Max. permissible input force/ 허용 실린더력 KN(kgf)
					Max 최대	Min 최소	
CAS-15 A8	1AS15A8	A2-8	18.6	35	381	60	73.5(7438)
CAS-15 A11	1AS15A11	A2-11	18.6	35	381	60	73.5(7438)
CAS-18 A8	1AS18A8	A2-8	18.6	35	457	60	73.5(7438)
CAS-18 A11	1AS18A11	A2-11	18.6	35	457	60	73.5(7438)
CAS-21 A11	1AS21A11	A2-11	18.6	35	530	110	98.1(9927)
CAS-21 A15	1AS21A15	A2-15	18.6	35	530	110	98.1(9927)
CAS-24 A11	1AS24A11	A2-11	18.6	35	610	110	98.1(9927)
CAS-24 A15	1AS24A15	A2-15	18.6	35	610	110	98.1(9927)

Spec.사양 Model형식	Max. static gripping force 최대 정적 파악력 KN(kgf)	Max. permissible speed 최고 사용 회전 수 r.p.m.(min ⁻¹)	Weight (With standard soft jaws) 중량 (표준소프트 조포함) kg	GD ² Moment of inertia N·m ² (kg·m ²)	Matching cylinder 적용실린더	Matching hard jaw 적용하드 조	Matching soft jaw 적용소프트 조
CAS-15 A8	147(14876)	2100	98	69.6(7.12)	YAS, C, P, T-200	HJ-15A1	SJ-15A2
CAS-15 A11	147(14876)	2100	98	69.8(7.12)	YAS, C, P, T-200	HJ-15A1	SJ-15A2
CAS-18 A8	147(14876)	1700	132	135.32(13.8)	YAS, C, P, T-200	HJ-15A1	SJ-15A2
CAS-18 A11	147(14876)	1700	132	135.32(13.8)	YAS, C, P, T-200	HJ-15A1	SJ-15A2
CAS-21 A11	194(19632)	1500	195	268.68(27.4)	YAS, C, P, T-200	-	SJ-21A2
CAS-21 A15	194(19632)	1500	195	268.68(27.4)	YAS, C, P, T-200	-	SJ-21A2
CAS-24 A11	194(19632)	1200	250	456.2(46.52)	YAS, C, P, T-200	-	SJ-21A2
CAS-24 A15	194(19632)	1200	250	456.2(46.52)	YAS, C, P, T-200	-	SJ-21A2



〈CAS-15, 18, 21, 24〉

Dimension/尺寸/寸法表/치수표

Item 항목 Model 형식	A	B	C	D	E	F	G	H	J	K(ANSI)	K(JIS)	L(ANSI)
CAS-15 A8	381	125	225	139.714	20	24.21	85.725	171.45	8	5/8-11UNC	6-M16	24
CAS-15 A11	381	125	280	196.864	20	29.36	117.5	235	10	3/4-10UNC	6-M20	23
CAS-18 A8	457	125	225	139.714	20	24.21	85.725	171.45	8	5/8-11UNC	6-M16	24
CAS-18 A11	457	125	280	196.864	20	29.36	117.5	235	10	3/4-10UNC	6-M20	23
CAS-21 A11	530	140	280	196.864	20	29.36	117.5	235	10	3/4-10UNC	6-M20	33.4
CAS-21 A15	530	140	380	285.763	22	35.71	165.1	330.2	10	7/8-9UNC	6-M22	35.4
CAS-24 A11	610	140	280	196.864	20	29.36	117.5	235	10	3/4-10UNC	6-M20	33.4
CAS-24 A15	610	140	380	285.763	22	35.71	165.1	330.2	10	7/8-9UNC	6-M22	35.4

Item 항목 Model 형식	L(JIS)	N max	N min	O max	O min	P max	P min	S	T	U	X
CAS-15 A8	225	74.5	65.2	54.5	21.5	35	0	50	175	M27X3.0	63
CAS-15 A11	26	74.5	65.2	54.5	21.5	35	0	50	175	M27X3.0	63
CAS-18 A8	225	74.5	65.2	90.5	21.5	35	0	50	175	M27X3.0	63
CAS-18 A11	26	74.5	65.2	90.5	21.5	35	0	50	175	M27X3.0	63
CAS-21 A11	31	101.5	92.2	100.5	21.5	35	0	55	220	M30X3.5	75
CAS-21 A15	32	101.5	92.2	100.5	21.5	35	0	55	220	M30X3.5	75
CAS-24 A11	31	101.5	92.2	136.5	21.5	35	0	55	220	M30X3.5	75
CAS-24 A15	32	101.5	92.2	136.5	21.5	35	0	55	220	M30X3.5	75

※ 치수 및 사양은 예고없이 변경될 수 있습니다.
 ※ Specifications are subject to change without notice.