

3-JAW WEDGE TYPE THROUGH-HOLE
POWER CHUCK (WITH ADAPTOR)

Serration Pitch
4"-18":1.5x60°
21", 24":3.0x60°

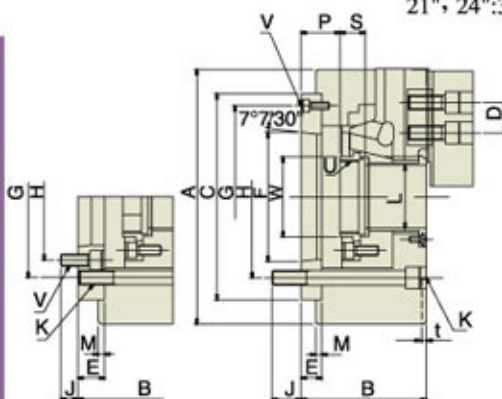
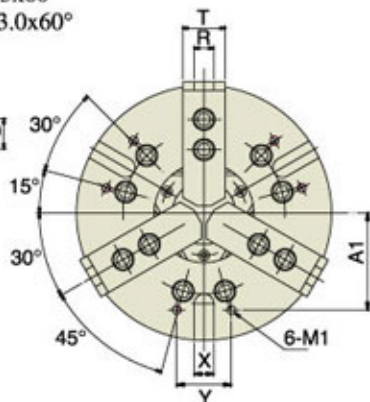


Fig 2.


Fig 1.



規格 SPECIFICATIONS

尺寸 Dim	型式 Model	TF3B-5A4	TF3B-6A5	TF3B-8A5	TF3B-8A6	TF3B-10A6	TF3B-10A8	TF3B-12A8	TF3B-15A8	TF3B-15A11	TF3B-18A11	TF3B-21A11	TF3B-21A15	TF3B-24A11	TF3B-24A15
過孔徑 Through-Hole(mm)		33	45	52	52	75	75	91	117.5	117.5	117.5	170	170	170	170
柱塞行程 Plunger Stroke (mm)		10	12	16	16	19	19	23	23	23	23	28	28	28	28
爪行程 (齒徑) Jaw Stroke (Dia.) (mm)		5.4	5.5	7.4	7.4	8.8	8.8	10.6	10.6	10.6	10.6	13	13	13	13
最大拉桿拉力 Max. Draw Bar Pull Force(kgf)		1700	2200	3400	3400	4300	4300	5500	7240	7240	7240	9177	9177	9177	9177
最大夾持力/抓握壓力 Max. Gripping Force (kgf)/(kgf/cm ²)		3600/29.6	5700/28.5	8800/26.5	8800/26.5	11000/27.5	11000/27.5	14300/27.5	18355/23.5	18355/23.5	18355/23.5	23861/30.5	23861/30.5	23861/30.5	23861/30.5
最大速度 Max. Speed(v.p.m)		7000	6000	4900	4900	4200	4200	3300	2500	2500	2000	1700	1700	1400	1400
重量 Weight(kg)		6.9	14.2	25.8	24.05	40.9	37.4	59.5	134	127	171	238	235	296	293
適合油壓缸 Matching Cylinder		RC5	RC6	RC8	RC8	RC10	RC10	RC12	RC15	RC15	RC15	RC15	RC15	RC15	RC15
適合生爪 Matching Soft Jaw		HC05	HC08	HC08	HC08	HC10	HC10	HC12	HC15	HC15	HC15	HC21	HC21	HC21	HC21
適合硬爪 Maching Hard Jaw		HJ05	HJ06	HJ08	HJ08	HJ10	HJ10	HJ12	HJ15	HJ15	HJ15	HJ21	HJ21	HJ21	HJ21

抓握力性能曲線 TF3BA



尺寸表 DIMENSIONS

尺寸 Dim	型式 Model	TF3B-5A4	TF3B-6A5	TF3B-8A5	TF3B-8A6	TF3B-10A6	TF3B-10A8	TF3B-12A6	TF3B-12A8	TF3B-15A8	TF3B-15A11
A		135	169	210	210	254	254	304	304	381	381
B		71	91	109	103	120	113	129	122	160	149
G(H6)		96	116	133.35	150	171.45	190	190	190	235	260
D		14	20	25	25	30	30	30	30	43	43
E		15	15	22	17	25	25	18	25	33	22
F		63.513	82.563	82.563	106.375	106.375	139.719	106.375	139.719	139.719	196.869
C(H6)		110	140	170	170	220	220	220	220	300	300
H		82.55	104.78	104.78	133.35	133.35	171.45	133.35	171.45	171.45	235
J		15.5	16	13	19	19	25	24	25	24	28
L		3XM10	6XM10	6X12	6XM12	6XM16	6XM16	6XM16	6XM16	6XM20	6XM20
K		33	45	52	52	75	75	91	91	117.5	117.5
M		4	5	5	5	5	5	5	5	5	5
P max.		16	26	37.5	31.5	33.5	26.5	33	26	40	34
P min.		6	14	21.5	15.5	14.5	7.5	10	3	17	11
R		10	12	14	14	16	16	21	21	24	24
S		20	19	20.5	20.5	25	25	28	28	39	39
T		23	32	37	37	42	42	52	52	62	62
U max.		M40X1.5	M55X2.0	M60X2.0	M60X2.0	M85X2.0	M85X2.0	M100X2.0	M100X2.0	M130X2.0	M130X2.0
V		3XM6	3XM6	6XM10	3XM6	6XM12	6XM8	6XM12	6XM8	6XM16	3XM10
W		45	60	66	66	94	94	108	108	139	139
X		12	16	16	16	16	16	20	20	20	20
Y		30	36	45	45	60	60	60	60	80	80
A1		52	65	80	80	102	102	100	100	150	150
M1		M6	M8	M8	M8	M10	M10	M10	M10	M12	M12
t		5	5	5	5	5	5	5	5	5	5
參考圖 Reference		Fig 1	Fig 1	Fig 2	Fig 1	Fig 2	Fig 1	Fig 2	Fig 1	Fig 2	Fig 1

尺寸 Dim	型式 Model	TF3B-18A11	TF3B-21A11	TF3B-21A15	TF3B-24A11	TF3B-24A15
A		450	530	530	610	610
B		149	183	169	183	169
G		260	330.2	330.2	330.2	330.2
D		43	60	60	60	60
E		22	41	27	41	27
F		196.869	196.869	285.75	196.869	285.75
C(H6)		300	380	380	380	380
H		235	330.2	330.2	330.2	330.2
J		28	30	30	30	30
K		6XM20	6XM22	6XM22	6XM22	6XM22
L		117.5	170	170	170	170
M		6	6	6	6	6
X		20	20	20	20	20
Y		80	100	100	100	100

尺寸 Dim	型式 Model	TF3B-18A11	TF3B-21A11	TF3B-21A15	TF3B-24A11	TF3B-24A15
P max.		33	57	43	57	43
P min.		10	29	15	29	15
R		24	25	25	25	25
S		39	40	40	40	40
T		62	65	65	65	65
U max.		M130X2.0	M180X3.0	M180X3.0	M180X3.0	M180X3.0
V		3XM10	6XM12	6XM12	6XM12	6XM12
W		139	207	207	207	207
A1		150	200	200	200	200
M1		M12	M12	M12	M12	M12
t		5	5	5	5	5
參考圖 Reference		Fig 1	Fig 2	Fig 1	Fig 2	Fig 1